

Modelled Retirement Strategies

Medium Risk 2025 Series Portfolio A

Platform MPS

as at 31 May 2025

BM BROOKS
MACDONALD

Portfolio Objective

The objective of the portfolio is to deliver income and growth while mitigating sequencing and longevity risk.

Designed for investors who wish to make regular withdrawals, the portfolio will have exposure to a diverse range of asset classes, including equities, fixed income, alternatives, and cash. The portfolio will initially be constructed with an allocation to cash and shorter dated fixed maturity investments that is aligned with the expected annual withdrawal capacity of 5.5% of the portfolio's starting value, until end December 2031. The remainder will be invested with the aim of maximising total return from capital growth and income over the long term. The allocation to cash and fixed maturity investments will reduce over time, until end December 2031. The portfolio will target an overall level of equity risk equivalent to a Medium Risk Profile, however at times the portfolio may take less equity risk than the target profile.

Withdrawal

Maximum withdrawal capacity 5.50%

Key facts

Launch date June 2025
No. of holdings (incl. cash) 10
Min investment £ 50,000*

*The minimum initial investment is platform dependent, however we recommend that the initial investment be no less than £50,000.

Charges

Annual management charges (AMC) 0.35%
Ongoing Charges Figure (OCF), including Transactional & Incidental charges 0.16%
Total Cost 0.51%

The Ongoing Charges Figure and Transactional and Incidental Charges are variable and are for example purposes only. Please refer to your platform of choice directly for the applicable fees, costs and charges.

Other charges

A professional adviser's initial and recurring charge may be added subject to agreement between the client and adviser.

Approach to portfolio construction

The Modelled Retirement Strategy offers six model portfolios across two risk profiles. A new series of models is launched at the beginning of each year. Within each risk profile, there are three portfolio options whose asset allocation aligns with different withdrawal capacities.


Each portfolio is divided into shorter-term and longer-term allocations. The shorter-term allocation aims to provide stability and mitigate sequencing risk by using a seven-year ladder of cash and fixed maturity products. In some circumstances, we may also make use of cash-like investments, for example money market funds. These allocations initially align with the annual withdrawal capacity specified in the portfolio objective. This withdrawal capacity can be used flexibly, for example to meet client needs, fees or any other agreed disbursements. Any unused capacity will be reinvested in the portfolio every six months.

The longer-term allocation is invested in a mix of higher-risk assets with the aim of maximising growth and mitigating longevity risk. Within the longer-term allocation, the mix of assets is managed so that the overall portfolio maintains the appropriate level of risk over time.

The construction approach is consistent across all portfolios. Portfolios designed for higher withdrawal capacities have a relatively higher allocation to fixed maturity products compared to portfolios within the same risk profile designed for lower withdrawal capacities, and vice versa. Overall equity exposure in the portfolios is closely monitored, and regular reporting is provided to assist with ongoing portfolio reviews.

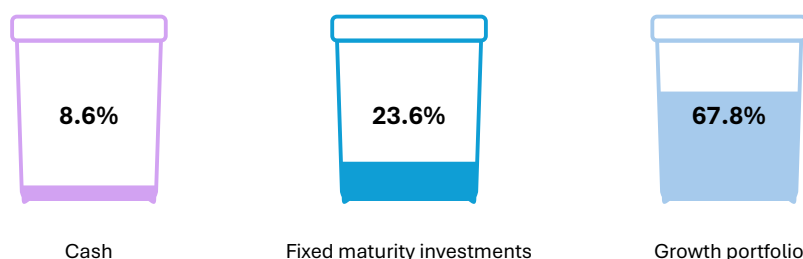
Years of sequencing remaining

The model contains a short-term allocation aligned with the maximum withdrawal capacity for the first seven years. The image shows how many years are remaining in the seven-year plan.

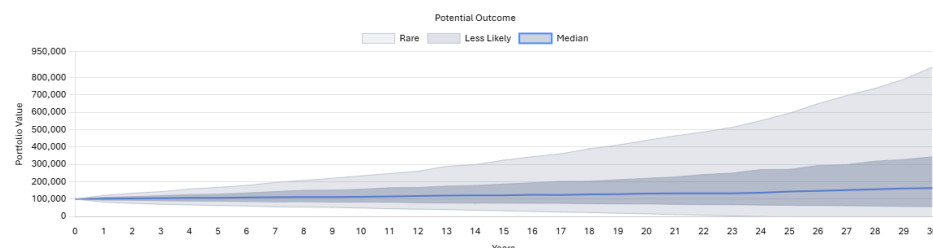


Asset Allocation - short and long term

The short-term allocation contains cash and fixed maturity assets. The remainder of the model is invested for longer term growth. Please see the current split of allocations below:



Withdrawal sustainability illustration:



The above illustration has been simulated using historic annual return and volatility data (1900-2023) for Equities, Gilts and Cash from the Barclays Equity Gilt Study. Based on the neutral asset allocation for Brooks Macdonald's Medium risk mandate, 1000 scenarios for each discrete year have been randomly generated to provide a range of possible outcomes. The outcomes shown allow for withdrawals of 5.5% per annum which includes assumed charges of 1.5% per annum. The darker band shows the more likely range of outcomes and represents the 30th to 70th percentile scenarios. The lighter band the range of outcomes between the 70th to 90th percentile and 10th to 30th percentile of scenarios. Please note that the outcomes shown are hypothetical and should not be considered an indicator of actual or expected performance.




Contact the Team

Email: info@brooksmacdonald.com




Telephone: 0207 499 6424

Website: brooksmacdonald.com

Ratings

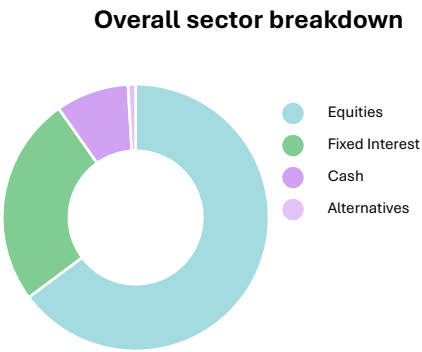


Awards



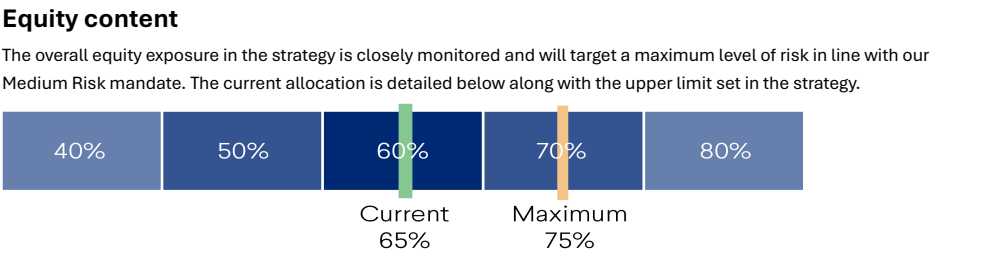
Performance

The past performance stated in this factsheet may not represent the past performance of the MPS on all platforms. The figures shown assume that the full annual withdrawal capacity is utilised each month. Individual investor outcomes will vary depending on the level of withdrawal taken and the reinvestment of any surplus cash



Top 10 portfolio holdings

| Fund | % |
|---|-------|
| Xtrackers MSCI World ex USA ETF | 32.8% |
| Fidelity World Index | 26.9% |
| Cornelian RMP Growth | 8.1% |
| Aberdeen Sterling Money Market | 5.4% |
| Invesco BulletShares 2026 USD Bond ETF Hedged GBP | 5.1% |
| Invesco BulletShares 2027 USD Bond ETF Hedged GBP | 4.9% |
| Invesco BulletShares 2028 USD Bond ETF Hedged GBP | 4.7% |
| Invesco BulletShares 2029 USD Bond ETF Hedged GBP | 4.5% |
| Invesco BulletShares 2030 USD Bond ETF Hedged GBP | 4.3% |
| Cash | 3.2% |



Performance (%)

| Discrete 12 month performance (%) to 31 May | 2025 | 2024 | 2023 | 2022 | 2021 |
|---|------|------|------|------|------|
| Medium Risk 2025 Series Portfolio A | - | - | - | - | - |

| Cumulative performance (%) to 31 May 2025 | 3M | 6M | 1Y | 3Y | 5Y | Since Inception |
|---|----|----|----|----|----|-----------------|
| Medium Risk 2025 Series Portfolio A | - | - | - | - | - | - |

Source: Brooks Macdonald.

Past performance data will be provided from 12 months following launch. Past performance is not a reliable indicator of future results. The performance figures shown on this factsheet are net of underlying fund charges but gross of Brooks Macdonald's management fees and adviser charges. Deduction of these fees and charges will impact on the performance shown.

Important information

All data provided by Brooks Macdonald Asset Management Limited unless otherwise stated.

Investment markets and conditions can change rapidly. The price of your investments and the income from them can go down as well as up and neither is guaranteed. There is no guarantee that any portfolio will achieve its investment objective.

This document is for information purposes only and should not be reproduced, copied or made available to others. It should neither be construed as a solicitation or an offer to purchase or sell investments or related financial instruments nor does it constitute advice or a recommendation and you should not make any investment decisions on the basis of it. This document has no regard for the specific investment objectives, financial situation or needs of any person or specific entity and contains only brief information on the portfolio. If you do not understand any part of the document or you require guidance please contact your professional adviser.

The portfolio has been risk mapped by independent risk profiling services. The risk profiles assigned do not indicate a promise, forecast or illustration of future volatility or returns, nor do they represent investment advice.

Past performance is not a guide to future performance.

Brooks Macdonald is a trading name of Brooks Macdonald Group plc used by various companies in the Brooks Macdonald group of companies. Brooks Macdonald Asset Management Limited which is authorised and regulated by the Financial Conduct Authority (Reference number: 184918). Registered in England No 03417519. Registered office: 21 Lombard Street, London, EC3V 9AH. The fund referred to in this document may not be authorised or regulated by the local regulator in your jurisdiction. More information about the Brooks Macdonald Group can be found at brooksmacdonald.com.

Modelled Retirement Strategies

Medium Risk 2025 Series Portfolio B

Platform MPS

as at 31 May 2025

BM BROOKS
MACDONALD

Portfolio Objective

The objective of the portfolio is to deliver income and growth while mitigating sequencing and longevity risk.

Designed for investors who wish to make regular withdrawals, the portfolio will have exposure to a diverse range of asset classes, including equities, fixed income, alternatives, and cash. The portfolio will initially be constructed with an allocation to cash and shorter dated fixed maturity investments that is aligned with the expected annual withdrawal capacity of 7.5% of the portfolio's starting value, until end December 2031. The remainder will be invested with the aim of maximising total return from capital growth and income over the long term. The allocation to cash and fixed maturity investments will reduce over time, until end December 2031. The portfolio will target an overall level of equity risk equivalent to a Medium Risk Profile, however at times the portfolio may take less equity risk than the target profile.

Withdrawal

Maximum withdrawal capacity 7.50%

Key facts

Launch date June 2025
No. of holdings (incl. cash) 9
Min investment £ 50,000*

*The minimum initial investment is platform dependent, however we recommend that the initial investment be no less than £50,000.

Charges

Annual management charges (AMC) 0.35%
Ongoing Charges Figure (OCF), including Transactional & Incidental charges 0.14%
Total Cost 0.49%

The Ongoing Charges Figure and Transactional and Incidental Charges are variable and are for example purposes only. Please refer to your platform of choice directly for the applicable fees, costs and charges.

Other charges

A professional adviser's initial and recurring charge may be added subject to agreement between the client and adviser.

Approach to portfolio construction

The Modelled Retirement Strategy offers six model portfolios across two risk profiles. A new series of models is launched at the beginning of each year. Within each risk profile, there are three portfolio options whose asset allocation aligns with different withdrawal capacities.


Each portfolio is divided into shorter-term and longer-term allocations. The shorter-term allocation aims to provide stability and mitigate sequencing risk by using a seven-year ladder of cash and fixed maturity products. In some circumstances, we may also make use of cash-like investments, for example money market funds. These allocations initially align with the annual withdrawal capacity specified in the portfolio objective. This withdrawal capacity can be used flexibly, for example to meet client needs, fees or any other agreed disbursements. Any unused capacity will be reinvested in the portfolio every six months.

The longer-term allocation is invested in a mix of higher-risk assets with the aim of maximising growth and mitigating longevity risk. Within the longer-term allocation, the mix of assets is managed so that the overall portfolio maintains the appropriate level of risk over time.

The construction approach is consistent across all portfolios. Portfolios designed for higher withdrawal capacities have a relatively higher allocation to fixed maturity products compared to portfolios within the same risk profile designed for lower withdrawal capacities, and vice versa. Overall equity exposure in the portfolios is closely monitored, and regular reporting is provided to assist with ongoing portfolio reviews.

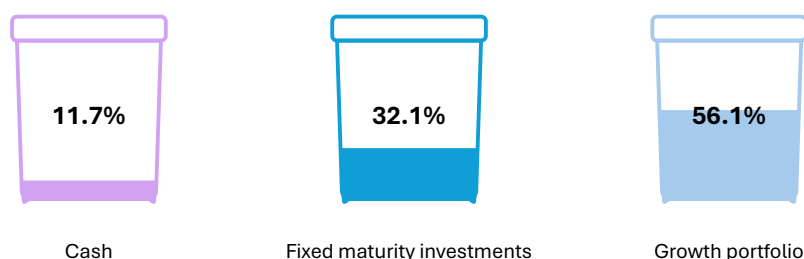
Years of sequencing remaining

The model contains a short-term allocation aligned with the maximum withdrawal capacity for the first seven years. The image shows how many years are remaining in the seven-year plan.



Asset Allocation - short and long term

The short-term allocation contains cash and fixed maturity assets. The remainder of the model is invested for longer term growth. Please see the current split of allocations below:



Withdrawal sustainability illustration:



The above illustration has been simulated using historic annual return and volatility data (1900-2023) for Equities, Gilts and Cash from the Barclays Equity Gilt Study. Based on the neutral asset allocation for Brooks Macdonald's Medium risk mandate, 1000 scenarios for each discrete year have been randomly generated to provide a range of possible outcomes. The outcomes shown allow for withdrawals of 7.5% per annum which includes assumed charges of 1.5% per annum. The darker band shows the more likely range of outcomes and represents the 30th to 70th percentile scenarios. The lighter band the range of outcomes between the 70th to 90th percentile and 10th to 30th percentile of scenarios. Please note that the outcomes shown are hypothetical and should not be considered an indicator of actual or expected performance.


Contact the Team

Email: info@brooksmacdonald.com



Telephone: 0207 499 6424

Website: brooksmacdonald.com

Ratings

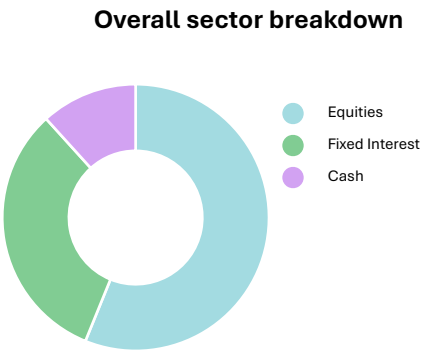


Awards



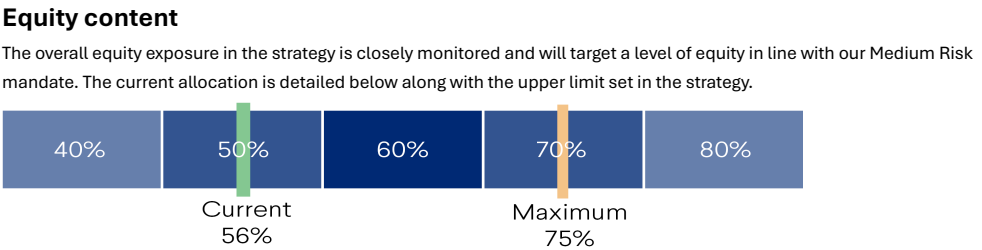
Performance

The past performance stated in this factsheet may not represent the past performance of the MPS on all platforms. The figures shown assume that the full annual withdrawal capacity is utilised each month. Individual investor outcomes will vary depending on the level of withdrawal taken and the reinvestment of any surplus cash



Top 10 portfolio holdings

| Fund | % |
|---|-------|
| Xtrackers MSCI World ex USA ETF | 30.9% |
| Fidelity World Index | 25.3% |
| Aberdeen Sterling Money Market | 7.3% |
| Invesco BulletShares 2026 USD Bond ETF Hedged GBP | 7.0% |
| Invesco BulletShares 2027 USD Bond ETF Hedged GBP | 6.7% |
| Invesco BulletShares 2028 USD Bond ETF Hedged GBP | 6.4% |
| Invesco BulletShares 2029 USD Bond ETF Hedged GBP | 6.1% |
| Invesco BulletShares 2030 USD Bond ETF Hedged GBP | 5.8% |
| Cash | 4.4% |



Performance (%)

| Discrete 12 month performance (%) to 31 May | 2025 | 2024 | 2023 | 2022 | 2021 |
|---|------|------|------|------|------|
| Medium Risk 2025 Series Portfolio B | - | - | - | - | - |

| Cumulative performance (%) to 31 May 2025 | 3M | 6M | 1Y | 3Y | 5Y | Since Inception |
|---|----|----|----|----|----|-----------------|
| Medium Risk 2025 Series Portfolio B | - | - | - | - | - | - |

Source: Brooks Macdonald.

Past performance data will be provided from 12 months following launch. Past performance is not a reliable indicator of future results. The performance figures shown on this factsheet are net of underlying fund charges but gross of Brooks Macdonald’s management fees and adviser charges. Deduction of these fees and charges will impact on the performance shown.

Important information

All data provided by Brooks Macdonald Asset Management Limited unless otherwise stated.

Investment markets and conditions can change rapidly. The price of your investments and the income from them can go down as well as up and neither is guaranteed. There is no guarantee that any portfolio will achieve its investment objective.

This document is for information purposes only and should not be reproduced, copied or made available to others. It should neither be construed as a solicitation or an offer to purchase or sell investments or related financial instruments nor does it constitute advice or a recommendation and you should not make any investment decisions on the basis of it. This document has no regard for the specific investment objectives, financial situation or needs of any person or specific entity and contains only brief information on the portfolio. If you do not understand any part of the document or you require guidance please contact your professional adviser.

The portfolio has been risk mapped by independent risk profiling services. The risk profiles assigned do not indicate a promise, forecast or illustration of future volatility or returns, nor do they represent investment advice.

Past performance is not a guide to future performance.

Brooks Macdonald is a trading name of Brooks Macdonald Group plc used by various companies in the Brooks Macdonald group of companies. Brooks Macdonald Asset Management Limited which is authorised and regulated by the Financial Conduct Authority (Reference number: 184918). Registered in England No 03417519. Registered office: 21 Lombard Street, London, EC3V 9AH. The fund referred to in this document may not be authorised or regulated by the local regulator in your jurisdiction. More information about the Brooks Macdonald Group can be found at brooksmacdonald.com.

Modelled Retirement Strategies

Medium Risk 2025 Series Portfolio C

Platform MPS

as at 31 May 2025

BM BROOKS
MACDONALD

Portfolio Objective

The objective of the portfolio is to deliver income and growth while mitigating sequencing and longevity risk.

Designed for investors who wish to make regular withdrawals, the portfolio will have exposure to a diverse range of asset classes, including equities, fixed income, alternatives, and cash. The portfolio will be constructed with an allocation to cash and shorter dated fixed maturity investments that is aligned with the expected annual withdrawal capacity of 9.5% of the portfolio's starting value, until end December 2031. The remainder will be invested with the aim of maximising total return from capital growth and income over the long term. The allocation to cash and fixed maturity investments will reduce over time, until end December 2031. The portfolio will target an overall level of equity risk equivalent to a Medium Risk Profile, however at times the portfolio may take less equity risk than the target profile.

Withdrawal

Maximum withdrawal capacity 9.50%

Key facts

Launch date June 2025
No. of holdings (incl. cash) 9
Min investment £ 50,000*

*The minimum initial investment is platform dependent, however we recommend that the initial investment be no less than £50,000.

Charges

Annual management charges (AMC) 0.35%
Ongoing Charges Figure (OCF), including Transactional & Incidental charges 0.14%
Total Cost 0.49%

The Ongoing Charges Figure and Transactional and Incidental Charges are variable and are for example purposes only. Please refer to your platform of choice directly for the applicable fees, costs and charges.

Other charges

A professional adviser's initial and recurring charge may be added subject to agreement between the client and adviser.

Approach to portfolio construction

The Modelled Retirement Strategy offers six model portfolios across two risk profiles. A new series of models is launched at the beginning of each year. Within each risk profile, there are three portfolio options whose asset allocation aligns with different withdrawal capacities.


Each portfolio is divided into shorter-term and longer-term allocations. The shorter-term allocation aims to provide stability and mitigate sequencing risk by using a seven-year ladder of cash and fixed maturity products. In some circumstances, we may also make use of cash-like investments, for example money market funds. These allocations initially align with the annual withdrawal capacity specified in the portfolio objective. This withdrawal capacity can be used flexibly, for example to meet client needs, fees or any other agreed disbursements. Any unused capacity will be reinvested in the portfolio every six months.

The longer-term allocation is invested in a mix of higher-risk assets with the aim of maximising growth and mitigating longevity risk. Within the longer-term allocation, the mix of assets is managed so that the overall portfolio maintains the appropriate level of risk over time.

The construction approach is consistent across all portfolios. Portfolios designed for higher withdrawal capacities have a relatively higher allocation to fixed maturity products compared to portfolios within the same risk profile designed for lower withdrawal capacities, and vice versa. Overall equity exposure in the portfolios is closely monitored, and regular reporting is provided to assist with ongoing portfolio reviews.

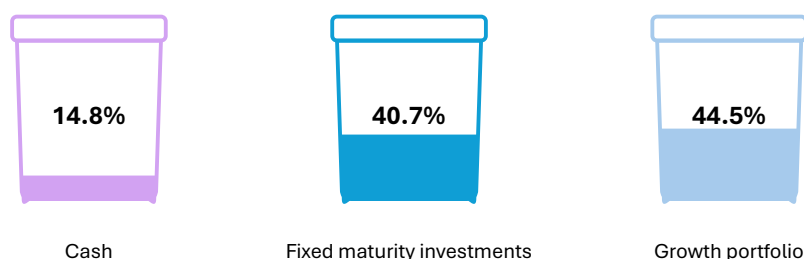
Years of sequencing remaining

The model contains a short-term allocation aligned with the maximum withdrawal capacity for the first seven years. The image shows how many years are remaining in the seven-year plan.



Asset Allocation - short and long term

The short-term allocation contains cash and fixed maturity assets. The remainder of the model is invested for longer term growth. Please see the current split of allocations below:



Withdrawal sustainability illustration:



The above illustration has been simulated using historic annual return and volatility data (1900-2023) for Equities, Gilts and Cash from the Barclays Equity Gilt Study. Based on the neutral asset allocation for Brooks Macdonald's Medium risk mandate, 1000 scenarios for each discrete year have been randomly generated to provide a range of possible outcomes. The outcomes shown allow for withdrawals of 9.5% per annum which includes assumed charges of 1.5% per annum. The darker band shows the more likely range of outcomes and represents the 30th to 70th percentile scenarios. The lighter band the range of outcomes between the 70th to 90th percentile and 10th to 30th percentile of scenarios. Please note that the outcomes shown are hypothetical and should not be considered an indicator of actual or expected performance.

Contact the Team

Email: info@brooksmacdonald.com

Telephone: 0207 499 6424

Website: brooksmacdonald.com

defaqto

4

RISK RATED

DYNAMIC PLANNER™

PROFILED

4

3

MABEL INSIGHTS

AWARDED BY

ARC

FOR COMMITMENT TO TRANSPARENCY

2024

defaqto

GOLD

DFM Service 2025

EXPERT RATED

€

defaqto

INCOME DRAWDOWN RATED

Performance

The past performance stated in this factsheet may not represent the past performance of the MPS on all platforms. The figures shown assume that the full annual withdrawal capacity is utilised each month. Individual investor outcomes will vary depending on the level of withdrawal taken and the reinvestment of any surplus cash

Overall sector breakdown

| Sector | Percentage |
|----------------|------------|
| Equities | 44% |
| Fixed Interest | 44% |
| Cash | 12% |

Top 10 portfolio holdings

| Fund | % |
|---|-------|
| Xtrackers MSCI World ex USA ETF | 24.5% |
| Fidelity World Index | 20.0% |
| Aberdeen Sterling Money Market | 9.3% |
| Invesco BulletShares 2026 USD Bond ETF Hedged GBP | 8.9% |
| Invesco BulletShares 2027 USD Bond ETF Hedged GBP | 8.5% |
| Invesco BulletShares 2028 USD Bond ETF Hedged GBP | 8.2% |
| Invesco BulletShares 2029 USD Bond ETF Hedged GBP | 7.8% |
| Invesco BulletShares 2030 USD Bond ETF Hedged GBP | 7.4% |
| Cash | 5.5% |

Equity content

The overall equity exposure in the strategy is closely monitored and will target a level of equity in line with our Medium Risk mandate. The current allocation is detailed below along with the upper limit set in the strategy.

| Category | Percentage |
|----------|------------|
| Current | 44% |
| Maximum | 75% |

Performance (%)

| Discrete 12 month performance (%) to 31 May | 2025 | 2024 | 2023 | 2022 | 2021 |
|---|------|------|------|------|------|
| Medium Risk 2025 Series Portfolio C | - | - | - | - | - |

| Cumulative performance (%) to 31 May 2025 | 3M | 6M | 1Y | 3Y | 5Y | Since Inception |
|---|----|----|----|----|----|-----------------|
| Medium Risk 2025 Series Portfolio C | - | - | - | - | - | - |

Source: Brooks Macdonald.

Past performance data will be provided from 12 months following launch. Past performance is not a reliable indicator of future results. The performance figures shown on this factsheet are net of underlying fund charges but gross of Brooks Macdonald’s management fees and adviser charges. Deduction of these fees and charges will impact on the performance shown.

Important information

All data provided by Brooks Macdonald Asset Management Limited unless otherwise stated.

Investment markets and conditions can change rapidly. The price of your investments and the income from them can go down as well as up and neither is guaranteed. There is no guarantee that any portfolio will achieve its investment objective.

This document is for information purposes only and should not be reproduced, copied or made available to others. It should neither be construed as a solicitation or an offer to purchase or sell investments or related financial instruments nor does it constitute advice or a recommendation and you should not make any investment decisions on the basis of it. This document has no regard for the specific investment objectives, financial situation or needs of any person or specific entity and contains only brief information on the portfolio. If you do not understand any part of the document or you require guidance please contact your professional adviser.

The portfolio has been risk mapped by independent risk profiling services. The risk profiles assigned do not indicate a promise, forecast or illustration of future volatility or returns, nor do they represent investment advice.

Past performance is not a guide to future performance.

Brooks Macdonald is a trading name of Brooks Macdonald Group plc used by various companies in the Brooks Macdonald group of companies. Brooks Macdonald Asset Management Limited which is authorised and regulated by the Financial Conduct Authority (Reference number: 184918). Registered in England No 03417519. Registered office: 21 Lombard Street, London, EC3V 9AH. The fund referred to in this document may not be authorised or regulated by the local regulator in your jurisdiction. More information about the Brooks Macdonald Group can be found at [brooksmacdonald.com](https://www.brooksmacdonald.com).

© 2025 Brooks Macdonald Asset Management Limited, part of the Brooks Macdonald Group. All rights reserved.