

BM Volatility Managed Portfolio 7

Growth

PLATFORM

as at 31 January 2025

BM BROOKS
MACDONALD

Objective

The primary objective of the portfolio is to provide capital growth over the longer term. The portfolio provides exposure to capital markets through a diversified range of UK and international investments. The portfolio aims to target the volatility of Dynamic Planner Portfolio Risk Level 7, reviewed on a quarterly basis.

Key facts

Inception date*	July 2016
No. of holdings (incl. cash)	21
Currency	£
Overall portfolio yield**	1.86%

Ongoing charges (OCF)

Annual management charge (AMC)	0.25%
--------------------------------	-------

Charges

Platforms provide a convenient way of holding and reporting on investments in your MPS portfolio. Please refer to your platform of choice directly for the applicable fees, costs and charges. Underlying charges may apply which will vary according to the specific assets within the MPS portfolio (for example internal fund manager charges on funds held within MPS).

Performance

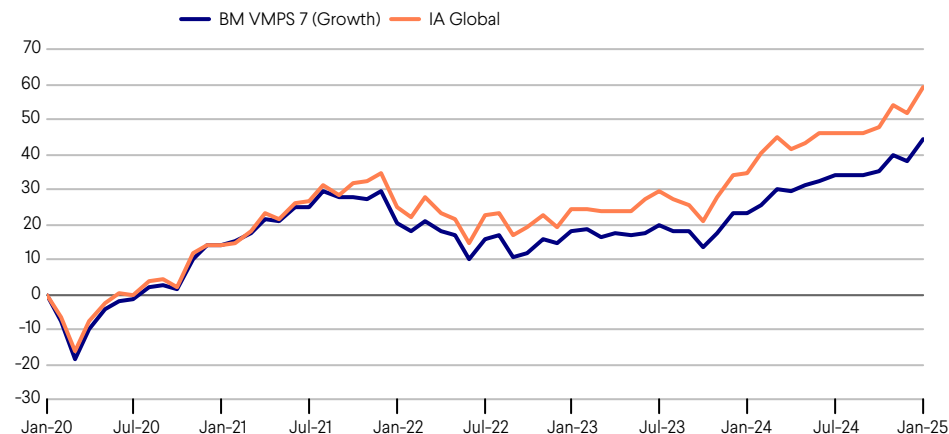
Past performance data is not representative of past performance on different platforms. The past performance data detailed opposite relates to the Managed Portfolio Service (MPS) sourced from Brooks Macdonald and Morningstar. The past performance stated in this factsheet does not necessarily represent the past performance of the MPS on all platforms. This is because MPS on platforms will vary in portfolio composition due to the differing availability of investments on different platforms.

Platform Availability

• The Aegon Platform • Aviva • Fidelity FundsNetwork • Hubwise • Nucleus • Transact • Standard Life Elevate • Standard Life Wrap

**The yield reflects historic distributions declared over the past twelve months.

Performance (%)



Discrete 12 month performance to 31 January (%)	2021	2022	2023	2024	2025
BM VMPS 7 (Growth)	14.14	5.61	-1.93	4.38	17.12
IA Global	14.35	9.32	-0.23	8.29	17.96
Relative performance	-0.21	-3.71	-1.70	-3.90	-0.85

Cumulative performance to 31.01.2025 (%)	3M	6M	1Y	3Y	5Y	Since inception*
BM VMPS 7 (Growth)	6.71	7.46	17.12	19.89	44.52	114.73
IA Global	7.52	8.99	17.96	27.44	59.31	141.68
Relative performance	-0.80	-1.53	-0.85	-7.55	-14.79	-26.95

Past performance is not a reliable indicator of future results. Sources: Brooks Macdonald and Morningstar. The performance figures shown on this factsheet are net of underlying fund charges but gross of Brooks Macdonald's management fees and adviser charges. Deduction of these fees and charges will impact on the performance shown.

BM Volatility Managed Portfolio 7

Growth

Brooks Macdonald investment team



Mark Shields
Investment Director,
Multi-Asset



Frank Atkins
Investment Director,
Multi-Asset



Alex Chittenden
Investment Manager,
Multi-Asset

Ratings and awards



Overall sector breakdown

UK Fixed Interest	1.00%	
International Fixed Interest	3.00%	
UK Equities	25.00%	
North American Equities	22.00%	
European Equities	6.00%	
Japan/Far East/Emerging Market Equities	13.00%	
International & Thematic Equities	27.00%	
Structured Return	1.00%	
Cash	2.00%	

Portfolio holdings

Fund	%
L&G Short Dated Sterling Corporate Bond I...	1.00
L&G Global Inflation Linked Bond Index Fu...	3.00
Artemis UK Select	6.00
JOHCM UK Equity Income	5.00
Threadneedle UK Equity Income	5.00
Vanguard FTSE UK All Share Index	9.00
Dodge & Cox US Stock Fund	6.00
Fidelity Index US	10.00
T Rowe Price US Smaller Companies	6.00
L&G European Index Trust	6.00
Hermes Asia ex-Japan Equity Fund	2.00
L&G Japan Index Trust	4.00
L&G Pacific Index Trust	3.00
Stewart Asia Pacific Leaders	4.00
AXA Framlington Global Technology	2.50
Fidelity Index World	13.00
Guinness Global Equity Income	4.00
L&G Global Health & Pharmaceuticals Index...	5.00
L&G Global Technology Index Trust	2.50
AHFM Defined Returns	1.00
Cash (£)	2.00

Important information

This document is intended for professional advisers authorised to give financial advice only and should not be relied upon by any persons who do not have professional experience in matters relating to investments.

Brooks Macdonald is responsible for managing the MPS model portfolio on a discretionary basis in accordance with the stated investment objectives and risk profile for the MPS portfolio. The professional adviser is responsible for advising the client as to the selection of an MPS portfolio and for assessing the suitability of the chosen MPS portfolio for the client on an ongoing basis.

Investors should be aware that the price of investments and the income from them can go down as well as up and that neither is guaranteed. Investors may not get back the amount invested. Past performance is not a reliable indicator of future results. Changes in rates of exchange may have an adverse affect on the value, price or income of an investment. Investors should be aware of the additional risks associated with funds investing in smaller companies.

The information in this document does not constitute advice or a recommendation and you should not make any investment decisions on the basis of it. This document is for the information of the recipient only and should not be reproduced, copied or made available to others. Brooks Macdonald, its subsidiaries and/or their officers, directors and employees may also own and trade in the underlying assets. The performance figures shown on this factsheet are net of underlying fund charges but gross of Brooks Macdonald's management fees and adviser charges. Deduction of these fees and charges will impact on the performance shown. Please note that changes made within each risk portfolio will affect all clients within that profile simultaneously.

© Morningstar 2023. All rights reserved. Use of this content requires expert knowledge. It is to be used by specialist institutions only. The information contained herein: (1) is proprietary to Morningstar and/or its content providers; (2) may not be copied, adapted or distributed, and (3) is not warranted to be accurate, complete or timely. Neither Morningstar nor its current providers are responsible for damages or losses arising from any use of this information, except where such damages or losses cannot be limited or executed by law in your jurisdiction.

This service is provided by Brooks Macdonald Asset Management Limited which is authorised and regulated by the Financial Conduct Authority. Registered in England No 03417519. Registered office: 21 Lombard Street, London, EC3V 9AH. Brooks Macdonald is a trading name of Brooks Macdonald Group plc used by various companies in the Brooks Macdonald group of companies. Brooks Macdonald Group plc is registered in England No 04402058. Registered office: 21 Lombard Street, London, EC3V 9AH. More information about the Brooks Macdonald Group can be found at brooksmacdonald.com.

BM Volatility Managed Portfolio 3

Defensive Income

PLATFORM

as at 31 January 2025

BM BROOKS
MACDONALD

Objective

The primary objective of the portfolio is provide income over the longer term, while maintaining capital. The portfolio provides exposure to capital markets through a diversified range of UK and international investments. The portfolio aims to target the volatility of Dynamic Planner Portfolio Risk Level 3, reviewed on a quarterly basis.

Key facts

Inception date*	July 2016
No. of holdings (incl. cash)	23
Currency	£
Overall portfolio yield**	3.13%

Ongoing charges (OCF)

Annual management charge (AMC)	0.25%
--------------------------------	-------

Charges

Platforms provide a convenient way of holding and reporting on investments in your MPS portfolio. Please refer to your platform of choice directly for the applicable fees, costs and charges. Underlying charges may apply which will vary according to the specific assets within the MPS portfolio (for example internal fund manager charges on funds held within MPS).

Performance

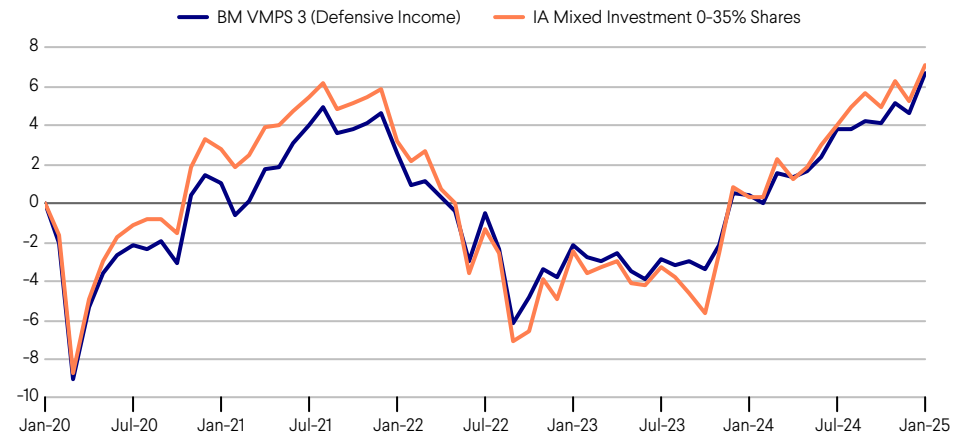
Past performance data is not representative of past performance on different platforms. The past performance data detailed opposite relates to the Managed Portfolio Service (MPS) sourced from Brooks Macdonald and Morningstar. The past performance stated in this factsheet does not necessarily represent the past performance of the MPS on all platforms. This is because MPS on platforms will vary in portfolio composition due to the differing availability of investments on different platforms.

Platform Availability

• The Aegon Platform • Aviva • Fidelity FundsNetwork • Hubwise • Nucleus • Transact • Standard Life Elevate • Standard Life Wrap

**The yield reflects historic distributions declared over the past twelve months.

Performance (%)



Discrete 12 month performance to 31 January (%)	2021	2022	2023	2024	2025
BM VMPS 3 (Defensive Income)	1.01	1.59	-4.66	2.72	6.19
IA Mixed Investment 0-35% Shares	2.84	0.32	-5.40	2.78	6.76
Relative performance	-1.83	1.27	0.73	-0.06	-0.57

Cumulative performance to 31.01.2025 (%)	3M	6M	1Y	3Y	5Y	Since inception*
BM VMPS 3 (Defensive Income)	2.43	2.74	6.19	3.99	6.72	27.70
IA Mixed Investment 0-35% Shares	2.08	2.90	6.76	3.80	7.10	24.62
Relative performance	0.35	-0.16	-0.57	0.19	-0.38	3.08

Past performance is not a reliable indicator of future results. Sources: Brooks Macdonald and Morningstar. The performance figures shown on this factsheet are net of underlying fund charges but gross of Brooks Macdonald's management fees and adviser charges. Deduction of these fees and charges will impact on the performance shown.

BM Volatility Managed Portfolio 3

Defensive Income

Brooks Macdonald investment team



Mark Shields
Investment Director,
Multi-Asset



Frank Atkins
Investment Director,
Multi-Asset



Alex Chittenden
Investment Manager,
Multi-Asset

Ratings and awards



Overall sector breakdown

UK Fixed Interest	43.00%	
International Fixed Interest	19.00%	
UK Equities	11.00%	
North American Equities	2.00%	
International & Thematic Equities	9.00%	
Hedge Funds & Alternatives	6.00%	
Structured Return	6.00%	
Cash	4.00%	

Portfolio holdings

Fund	%
L&G Short Dated Sterling Corporate Bond I...	9.00
L&G Sterling Corporate Bond Index	6.00
Royal London Short Duration Gilts	7.00
Royal London Short Term Fixed Income Enha...	7.00
Vanguard UK Government Bond Index	8.00
Vontobel TwentyFour Absolute Return Credi...	6.00
JPM Unconstrained Bond	5.00
L&G Global Inflation Linked Bond Index Fu...	3.00
Vanguard Global Bond Index	6.00
Vanguard US Government Bond Index	5.00
Artemis UK Select	2.00
JOHCM UK Equity Income	2.00
Vanguard FTSE UK All Share Index	7.00
Fidelity Index US	2.00
Fidelity Index World	3.00
Guinness Global Equity Income	2.00
JPM Global Equity Income	2.00
Schroder Global Equity Income	2.00
AHFM Uncorrelated Strategies	3.00
Fortem Absolute Return Fund	3.00
AHFM Defined Returns	3.00
Fortem Cap Progressive Growth	3.00
Cash (£)	4.00

Important information

This document is intended for professional advisers authorised to give financial advice only and should not be relied upon by any persons who do not have professional experience in matters relating to investments.

Brooks Macdonald is responsible for managing the MPS model portfolio on a discretionary basis in accordance with the stated investment objectives and risk profile for the MPS portfolio. The professional adviser is responsible for advising the client as to the selection of an MPS portfolio and for assessing the suitability of the chosen MPS portfolio for the client on an ongoing basis.

Investors should be aware that the price of investments and the income from them can go down as well as up and that neither is guaranteed. Investors may not get back the amount invested. Past performance is not a reliable indicator of future results. Changes in rates of exchange may have an adverse affect on the value, price or income of an investment. Investors should be aware of the additional risks associated with funds investing in smaller companies.

The information in this document does not constitute advice or a recommendation and you should not make any investment decisions on the basis of it. This document is for the information of the recipient only and should not be reproduced, copied or made available to others. Brooks Macdonald, its subsidiaries and/or their officers, directors and employees may also own and trade in the underlying assets. The performance figures shown on this factsheet are net of underlying fund charges but gross of Brooks Macdonald's management fees and adviser charges. Deduction of these fees and charges will impact on the performance shown. Please note that changes made within each risk portfolio will affect all clients within that profile simultaneously.

© Morningstar 2023. All rights reserved. Use of this content requires expert knowledge. It is to be used by specialist institutions only. The information contained herein: (1) is proprietary to Morningstar and/or its content providers; (2) may not be copied, adapted or distributed, and (3) is not warranted to be accurate, complete or timely. Neither Morningstar nor its current providers are responsible for damages or losses arising from any use of this information, except where such damages or losses cannot be limited or executed by law in your jurisdiction.

This service is provided by Brooks Macdonald Asset Management Limited which is authorised and regulated by the Financial Conduct Authority. Registered in England No 03417519. Registered office: 21 Lombard Street, London, EC3V 9AH. Brooks Macdonald is a trading name of Brooks Macdonald Group plc used by various companies in the Brooks Macdonald group of companies. Brooks Macdonald Group plc is registered in England No 04402058. Registered office: 21 Lombard Street, London, EC3V 9AH. More information about the Brooks Macdonald Group can be found at brooksmacdonald.com.

BM Volatility Managed Portfolio 4

Income and Growth

PLATFORM

as at 31 January 2025

BM BROOKS
MACDONALD

Objective

The primary objective of the portfolio is to provide a combination of income and capital growth over the longer term. The portfolio provides exposure to capital markets through a diversified range of UK and international investments. The portfolio aims to target the volatility of Dynamic Planner Portfolio Risk Level 4, reviewed on a quarterly basis.

Key facts

Inception date*	July 2016
No. of holdings (incl. cash)	29
Currency	£
Overall portfolio yield**	2.71%

Ongoing charges (OCF)

Annual management charge (AMC)	0.25%
--------------------------------	-------

Charges

Platforms provide a convenient way of holding and reporting on investments in your MPS portfolio.

Please refer to your platform of choice directly for the applicable fees, costs and charges.

Underlying charges may apply which will vary according to the specific assets within the MPS portfolio (for example internal fund manager charges on funds held within MPS).

Performance

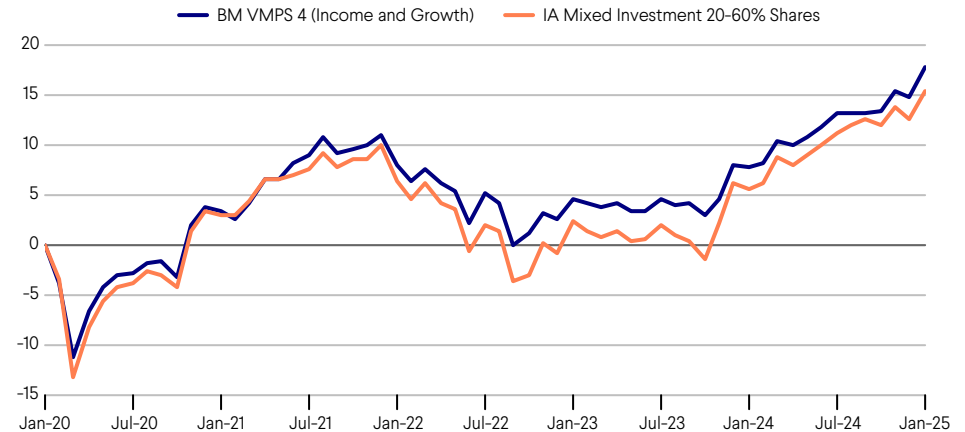
Past performance data is not representative of past performance on different platforms. The past performance data detailed opposite relates to the Managed Portfolio Service (MPS) sourced from Brooks Macdonald and Morningstar. The past performance stated in this factsheet does not necessarily represent the past performance of the MPS on all platforms. This is because MPS on platforms will vary in portfolio composition due to the differing availability of investments on different platforms.

Platform Availability

- The Aegon Platform
- Aviva
- Fidelity FundsNetwork
- Hubwise
- Nucleus
- Transact
- Standard Life Elevate
- Standard Life Wrap

**The yield reflects historic distributions declared over the past twelve months.

Performance (%)



Discrete 12 month performance to 31 January (%)	2021	2022	2023	2024	2025
BM VMPS 4 (Income and Growth)	3.54	4.41	-3.12	2.93	9.29
IA Mixed Investment 20-60% Shares	3.13	3.33	-3.91	3.31	9.11
Relative performance	0.40	1.08	0.79	-0.38	0.18

Cumulative performance to 31.01.2025 (%)	3M	6M	1Y	3Y	5Y	Since inception*
BM VMPS 4 (Income and Growth)	3.75	3.96	9.29	8.98	17.81	48.07
IA Mixed Investment 20-60% Shares	2.93	3.73	9.11	8.31	15.42	41.36
Relative performance	0.82	0.23	0.18	0.67	2.39	6.71

Past performance is not a reliable indicator of future results. Sources: Brooks Macdonald and Morningstar.

The performance figures shown on this factsheet are net of underlying fund charges but gross of Brooks Macdonald's management fees and adviser charges. Deduction of these fees and charges will impact on the performance shown.

BM Volatility Managed Portfolio 4

Income and Growth

Brooks Macdonald investment team



Mark Shields
Investment Director,
Multi-Asset



Frank Atkins
Investment Director,
Multi-Asset



Alex Chittenden
Investment Manager,
Multi-Asset

Ratings and awards



Overall sector breakdown

UK Fixed Interest	31.00%	
International Fixed Interest	12.00%	
UK Equities	17.00%	
North American Equities	8.00%	
European Equities	2.00%	
Japan/Far East/Emerging Market...	3.00%	
International & Thematic Equities	12.00%	
Hedge Funds & Alternatives	6.00%	
Structured Return	6.00%	
Cash	3.00%	

Portfolio holdings

Fund	%
L&G Short Dated Sterling Corporate Bond I...	6.00
L&G Sterling Corporate Bond Index	3.00
Royal London Short Duration Gilts	6.00
Royal London Short Term Fixed Income Enha...	5.00
Vanguard UK Government Bond Index	5.00
Vontobel TwentyFour Absolute Return Credi...	6.00
JPM Unconstrained Bond	3.00
L&G Global Inflation Linked Bond Index Fu...	2.00
Vanguard Global Bond Index	3.00
Vanguard US Government Bond Index	4.00
Artemis UK Select	2.00
JOHCM UK Equity Income	3.00
Threadneedle UK Equity Income	3.00
Vanguard FTSE UK All Share Index	9.00
Fidelity Index US	5.00
T Rowe Price US Smaller Companies	3.00
L&G European Index Trust	2.00
Fidelity Index Japan	1.00
Stewart Asia Pacific Leaders	2.00
AXA Framlington Global Technology	1.00
Fidelity Index World	6.00
Guinness Global Equity Income	2.00
L&G Global Health & Pharmaceuticals Index...	2.00
L&G Global Technology Index Trust	1.00
AHFM Uncorrelated Strategies	3.00
Fortem Absolute Return Fund	3.00
AHFM Defined Returns	3.00
Fortem Cap Progressive Growth	3.00
Cash (£)	3.00

Important information

This document is intended for professional advisers authorised to give financial advice only and should not be relied upon by any persons who do not have professional experience in matters relating to investments.

Brooks Macdonald is responsible for managing the MPS model portfolio on a discretionary basis in accordance with the stated investment objectives and risk profile for the MPS portfolio. The professional adviser is responsible for advising the client as to the selection of an MPS portfolio and for assessing the suitability of the chosen MPS portfolio for the client on an ongoing basis.

Investors should be aware that the price of investments and the income from them can go down as well as up and that neither is guaranteed. Investors may not get back the amount invested. Past performance is not a reliable indicator of future results. Changes in rates of exchange may have an adverse affect on the value, price or income of an investment. Investors should be aware of the additional risks associated with funds investing in smaller companies.

The information in this document does not constitute advice or a recommendation and you should not make any investment decisions on the basis of it. This document is for the information of the recipient only and should not be reproduced, copied or made available to others. Brooks Macdonald, its subsidiaries and/or their officers, directors and employees may also own and trade in the underlying assets. The performance figures shown on this factsheet are net of underlying fund charges but gross of Brooks Macdonald's management fees and adviser charges. Deduction of these fees and charges will impact on the performance shown. Please note that changes made within each risk portfolio will affect all clients within that profile simultaneously.

© Morningstar 2023. All rights reserved. Use of this content requires expert knowledge. It is to be used by specialist institutions only. The information contained herein: (1) is proprietary to Morningstar and/or its content providers; (2) may not be copied, adapted or distributed, and (3) is not warranted to be accurate, complete or timely. Neither Morningstar nor its current providers are responsible for damages or losses arising from any use of this information, except where such damages or losses cannot be limited or executed by law in your jurisdiction.

This service is provided by Brooks Macdonald Asset Management Limited which is authorised and regulated by the Financial Conduct Authority. Registered in England No 03417519. Registered office: 21 Lombard Street, London, EC3V 9AH. Brooks Macdonald is a trading name of Brooks Macdonald Group plc used by various companies in the Brooks Macdonald group of companies. Brooks Macdonald Group plc is registered in England No 04402058. Registered office: 21 Lombard Street, London, EC3V 9AH. More information about the Brooks Macdonald Group can be found at brooksmacdonald.com.

BM Volatility Managed Portfolio 5

Income and Growth

PLATFORM

as at 31 January 2025

BM BROOKS
MACDONALD

Objective

The primary objective of the portfolio is to provide a combination of income and capital growth over the longer term. The portfolio provides exposure to capital markets through a diversified range of UK and international investments. The portfolio aims to target the volatility of Dynamic Planner Portfolio Risk Level 5, reviewed on a quarterly basis.

Key facts

Inception date*	July 2016
No. of holdings (incl. cash)	29
Currency	£
Overall portfolio yield**	2.22%

Ongoing charges (OCF)

Annual management charge (AMC)	0.25%
--------------------------------	-------

Charges

Platforms provide a convenient way of holding and reporting on investments in your MPS portfolio. Please refer to your platform of choice directly for the applicable fees, costs and charges. Underlying charges may apply which will vary according to the specific assets within the MPS portfolio (for example internal fund manager charges on funds held within MPS).

Performance

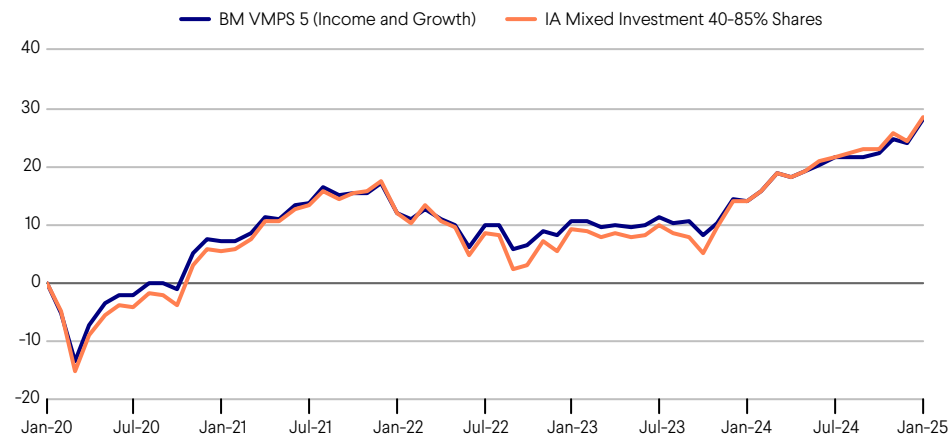
Past performance data is not representative of past performance on different platforms. The past performance data detailed opposite relates to the Managed Portfolio Service (MPS) sourced from Brooks Macdonald and Morningstar. The past performance stated in this factsheet does not necessarily represent the past performance of the MPS on all platforms. This is because MPS on platforms will vary in portfolio composition due to the differing availability of investments on different platforms.

Platform Availability

• The Aegon Platform • Aviva • Fidelity FundsNetwork • Hubwise • Nucleus • Transact • Standard Life Elevate • Standard Life Wrap

**The yield reflects historic distributions declared over the past twelve months.

Performance (%)



Discrete 12 month performance to 31 January (%)	2021	2022	2023	2024	2025
BM VMPS 5 (Income and Growth)	7.40	4.45	-1.35	3.26	12.04
IA Mixed Investment 40-85% Shares	5.46	6.24	-2.46	4.44	12.59
Relative performance	1.94	-1.79	1.12	-1.19	-0.55

Cumulative performance to 31.01.2025 (%)	3M	6M	1Y	3Y	5Y	Since inception*
BM VMPS 5 (Income and Growth)	4.72	5.12	12.04	14.13	28.04	73.87
IA Mixed Investment 40-85% Shares	4.60	5.58	12.59	14.69	28.51	69.46
Relative performance	0.12	-0.45	-0.55	-0.56	-0.47	4.41

Past performance is not a reliable indicator of future results. Sources: Brooks Macdonald and Morningstar. The performance figures shown on this factsheet are net of underlying fund charges but gross of Brooks Macdonald's management fees and adviser charges. Deduction of these fees and charges will impact on the performance shown.

BM Volatility Managed Portfolio 5

Income and Growth

Brooks Macdonald investment team



Mark Shields
Investment Director,
Multi-Asset



Frank Atkins
Investment Director,
Multi-Asset



Alex Chittenden
Investment Manager,
Multi-Asset

Ratings and awards



Overall sector breakdown

UK Fixed Interest	20.00%	
International Fixed Interest	9.00%	
UK Equities	19.00%	
North American Equities	12.00%	
European Equities	3.00%	
Japan/Far East/Emerging Market Equities	7.00%	
International & Thematic Equities	16.00%	
Hedge Funds & Alternatives	5.00%	
Structured Return	6.00%	
Cash	3.00%	

Portfolio holdings

Fund	%
L&G Short Dated Sterling Corporate Bond I...	4.00
L&G Sterling Corporate Bond Index	2.00
Royal London Short Duration Gilts	5.00
Royal London Short Term Fixed Income Enha...	5.00
Vanguard UK Government Bond Index	4.00
L&G Global Inflation Linked Bond Index Fu...	2.00
Vanguard Global Bond Index	4.00
Vanguard US Government Bond Index	3.00
Artemis UK Select	4.00
JOHCM UK Equity Income	2.00
Threadneedle UK Equity Income	4.00
Vanguard FTSE UK All Share Index	9.00
Dodge & Cox US Stock Fund	3.00
Fidelity Index US	6.00
T Rowe Price US Smaller Companies	3.00
L&G European Index Trust	3.00
Hermes Asia ex-Japan Equity Fund	2.00
L&G Japan Index Trust	2.00
Stewart Asia Pacific Leaders	3.00
AXA Framlington Global Technology	1.00
Fidelity Index World	8.00
Guinness Global Equity Income	3.00
L&G Global Health & Pharmaceuticals Index...	3.00
L&G Global Technology Index Trust	1.00
AHFM Uncorrelated Strategies	2.50
Fortem Absolute Return Fund	2.50
AHFM Defined Returns	3.00
Fortem Cap Progressive Growth	3.00
Cash (£)	3.00

Important information

This document is intended for professional advisers authorised to give financial advice only and should not be relied upon by any persons who do not have professional experience in matters relating to investments.

Brooks Macdonald is responsible for managing the MPS model portfolio on a discretionary basis in accordance with the stated investment objectives and risk profile for the MPS portfolio. The professional adviser is responsible for advising the client as to the selection of an MPS portfolio and for assessing the suitability of the chosen MPS portfolio for the client on an ongoing basis.

Investors should be aware that the price of investments and the income from them can go down as well as up and that neither is guaranteed. Investors may not get back the amount invested. Past performance is not a reliable indicator of future results. Changes in rates of exchange may have an adverse affect on the value, price or income of an investment. Investors should be aware of the additional risks associated with funds investing in smaller companies.

The information in this document does not constitute advice or a recommendation and you should not make any investment decisions on the basis of it. This document is for the information of the recipient only and should not be reproduced, copied or made available to others. Brooks Macdonald, its subsidiaries and/or their officers, directors and employees may also own and trade in the underlying assets. The performance figures shown on this factsheet are net of underlying fund charges but gross of Brooks Macdonald's management fees and adviser charges. Deduction of these fees and charges will impact on the performance shown. Please note that changes made within each risk portfolio will affect all clients within that profile simultaneously.

© Morningstar 2023. All rights reserved. Use of this content requires expert knowledge. It is to be used by specialist institutions only. The information contained herein: (1) is proprietary to Morningstar and/or its content providers; (2) may not be copied, adapted or distributed, and (3) is not warranted to be accurate, complete or timely. Neither Morningstar nor its current providers are responsible for damages or losses arising from any use of this information, except where such damages or losses cannot be limited or executed by law in your jurisdiction.

This service is provided by Brooks Macdonald Asset Management Limited which is authorised and regulated by the Financial Conduct Authority. Registered in England No 03417519. Registered office: 21 Lombard Street, London, EC3V 9AH. Brooks Macdonald is a trading name of Brooks Macdonald Group plc used by various companies in the Brooks Macdonald group of companies. Brooks Macdonald Group plc is registered in England No 04402058. Registered office: 21 Lombard Street, London, EC3V 9AH. More information about the Brooks Macdonald Group can be found at brooksmacdonald.com.

BM Volatility Managed Portfolio 6

Growth

PLATFORM

as at 31 January 2025

BM BROOKS
MACDONALD

Objective

The primary objective of the portfolio is to provide capital growth over the longer term. The portfolio provides exposure to capital markets through a diversified range of UK and international investments. The portfolio aims to target the volatility of Dynamic Planner Portfolio Risk Level 6, reviewed on a quarterly basis.

Key facts

Inception date*	July 2016
No. of holdings (incl. cash)	28
Currency	£
Overall portfolio yield**	2.06%

Ongoing charges (OCF)

Annual management charge (AMC)	0.25%
--------------------------------	-------

Charges

Platforms provide a convenient way of holding and reporting on investments in your MPS portfolio. Please refer to your platform of choice directly for the applicable fees, costs and charges. Underlying charges may apply which will vary according to the specific assets within the MPS portfolio (for example internal fund manager charges on funds held within MPS).

Performance

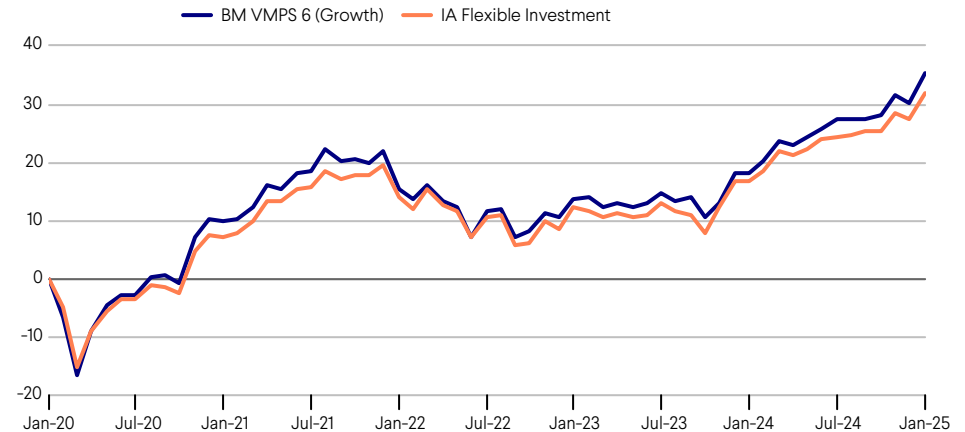
Past performance data is not representative of past performance on different platforms. The past performance data detailed opposite relates to the Managed Portfolio Service (MPS) sourced from Brooks Macdonald and Morningstar. The past performance stated in this factsheet does not necessarily represent the past performance of the MPS on all platforms. This is because MPS on platforms will vary in portfolio composition due to the differing availability of investments on different platforms.

Platform Availability

• The Aegon Platform • Aviva • Fidelity FundsNetwork • Hubwise • Nucleus • Transact • Standard Life Elevate • Standard Life Wrap

**The yield reflects historic distributions declared over the past twelve months.

Performance (%)



Discrete 12 month performance to 31 January (%)	2021	2022	2023	2024	2025
BM VMPS 6 (Growth)	9.99	4.96	-1.58	4.01	14.47
IA Flexible Investment	7.36	6.18	-1.27	3.71	13.02
Relative performance	2.63	-1.23	-0.31	0.30	1.46

Cumulative performance to 31.01.2025 (%)	3M	6M	1Y	3Y	5Y	Since inception*
BM VMPS 6 (Growth)	5.56	6.15	14.47	17.19	35.28	93.78
IA Flexible Investment	5.15	6.00	13.02	15.73	31.92	75.02
Relative performance	0.41	0.16	1.46	1.46	3.36	18.76

Past performance is not a reliable indicator of future results. Sources: Brooks Macdonald and Morningstar. The performance figures shown on this factsheet are net of underlying fund charges but gross of Brooks Macdonald's management fees and adviser charges. Deduction of these fees and charges will impact on the performance shown.

BM Volatility Managed Portfolio 6

Growth

Brooks Macdonald investment team



Mark Shields
Investment Director,
Multi-Asset



Frank Atkins
Investment Director,
Multi-Asset



Alex Chittenden
Investment Manager,
Multi-Asset

Ratings and awards



Overall sector breakdown

UK Fixed Interest	13.00%	
International Fixed Interest	4.00%	
UK Equities	23.00%	
North American Equities	17.00%	
European Equities	4.00%	
Japan/Far East/Emerging Market Equities	8.00%	
International & Thematic Equities	21.00%	
Hedge Funds & Alternatives	4.00%	
Structured Return	4.00%	
Cash	2.00%	

Portfolio holdings

Fund	%
L&G Short Dated Sterling Corporate Bond I...	2.00
L&G Sterling Corporate Bond Index	2.00
Royal London Short Duration Gilts	4.00
Royal London Short Term Fixed Income Enha...	3.00
Vanguard UK Government Bond Index	2.00
L&G Global Inflation Linked Bond Index Fu...	2.00
Vanguard Global Bond Index	2.00
Artemis UK Select	4.00
JOHCM UK Equity Income	4.00
Threadneedle UK Equity Income	4.00
Vanguard FTSE UK All Share Index	11.00
Dodge & Cox US Stock Fund	5.00
Fidelity Index US	8.00
T Rowe Price US Smaller Companies	4.00
L&G European Index Trust	4.00
Hermes Asia ex-Japan Equity Fund	2.00
L&G Japan Index Trust	2.00
L&G Pacific Index Trust	1.00
Stewart Asia Pacific Leaders	3.00
AXA Framlington Global Technology	1.50
Fidelity Index World	10.00
Guinness Global Equity Income	4.00
L&G Global Health & Pharmaceuticals Index...	4.00
L&G Global Technology Index Trust	1.50
AHFM Uncorrelated Strategies	2.00
Fortem Absolute Return Fund	2.00
AHFM Defined Returns	4.00
Cash (£)	2.00

Important information

This document is intended for professional advisers authorised to give financial advice only and should not be relied upon by any persons who do not have professional experience in matters relating to investments.

Brooks Macdonald is responsible for managing the MPS model portfolio on a discretionary basis in accordance with the stated investment objectives and risk profile for the MPS portfolio. The professional adviser is responsible for advising the client as to the selection of an MPS portfolio and for assessing the suitability of the chosen MPS portfolio for the client on an ongoing basis.

Investors should be aware that the price of investments and the income from them can go down as well as up and that neither is guaranteed. Investors may not get back the amount invested. Past performance is not a reliable indicator of future results. Changes in rates of exchange may have an adverse affect on the value, price or income of an investment. Investors should be aware of the additional risks associated with funds investing in smaller companies.

The information in this document does not constitute advice or a recommendation and you should not make any investment decisions on the basis of it. This document is for the information of the recipient only and should not be reproduced, copied or made available to others. Brooks Macdonald, its subsidiaries and/or their officers, directors and employees may also own and trade in the underlying assets. The performance figures shown on this factsheet are net of underlying fund charges but gross of Brooks Macdonald's management fees and adviser charges. Deduction of these fees and charges will impact on the performance shown. Please note that changes made within each risk portfolio will affect all clients within that profile simultaneously.

© Morningstar 2023. All rights reserved. Use of this content requires expert knowledge. It is to be used by specialist institutions only. The information contained herein: (1) is proprietary to Morningstar and/or its content providers; (2) may not be copied, adapted or distributed, and (3) is not warranted to be accurate, complete or timely. Neither Morningstar nor its current providers are responsible for damages or losses arising from any use of this information, except where such damages or losses cannot be limited or executed by law in your jurisdiction.

This service is provided by Brooks Macdonald Asset Management Limited which is authorised and regulated by the Financial Conduct Authority. Registered in England No 03417519. Registered office: 21 Lombard Street, London, EC3V 9AH. Brooks Macdonald is a trading name of Brooks Macdonald Group plc used by various companies in the Brooks Macdonald group of companies. Brooks Macdonald Group plc is registered in England No 04402058. Registered office: 21 Lombard Street, London, EC3V 9AH. More information about the Brooks Macdonald Group can be found at brooksmacdonald.com.