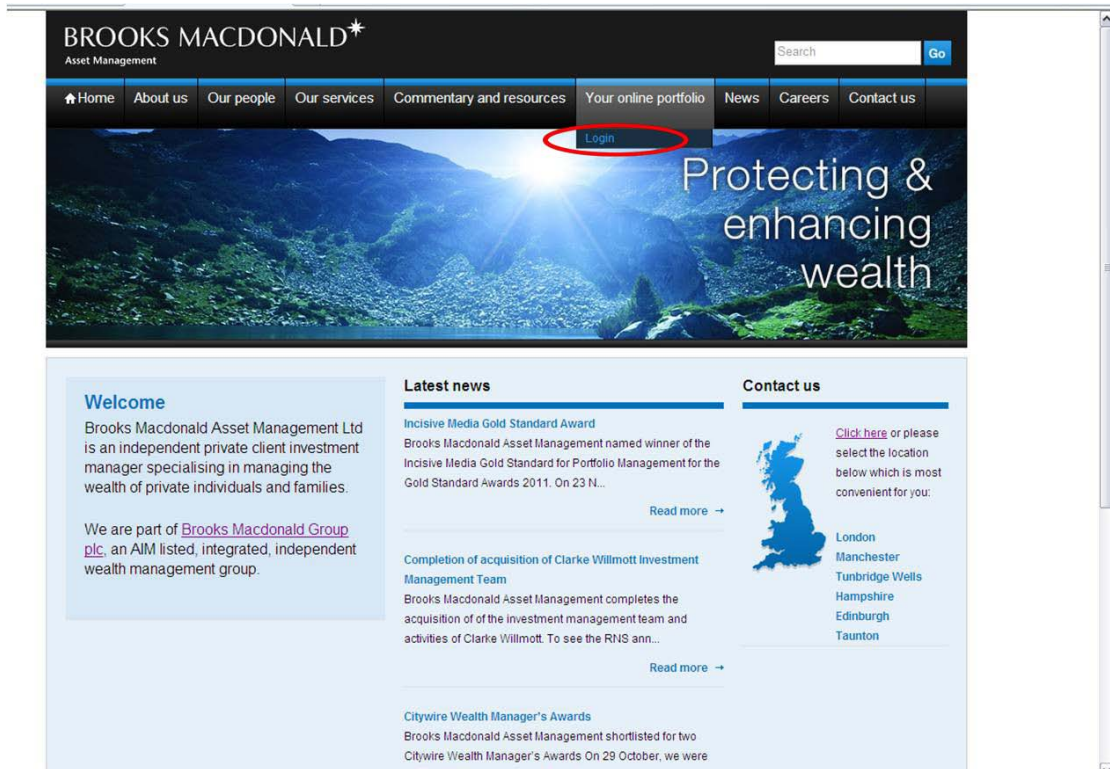

Client Online Valuation Guide

Contents

	Page No.
1 Logging onto your client account	3
2 Portfolio summary	4
3 Account summary	4
4 Portfolio valuation	5
5 Group maintenance	6
6 Portfolio valuation – group	8
7 Statements	9
8 Market overview	10

Logging on to your client account

- 1 Log onto the website <http://www.brooksmacdonald.com/am>
- 2 Select 'Your online portfolio' and click on 'Login' button on the drop down menu.



You will then see the following screen.

A screenshot of the Brooks Macdonald Asset Management website's login page. The page features the company logo and the word 'Login' in a large blue font. Below this, there are two input fields: 'Account reference : *' and 'Password : *'. A blue 'Login' button with a right-pointing arrow is positioned below the password field. The page also contains several paragraphs of text, including instructions about bookmarking and back buttons, and contact information for assistance. A footer note states '* Information required'.

- 3 Enter your account reference and password, which you will have received in your welcome letter.

Portfolio Summary

You can view the total value of your portfolio by clicking on 'Portfolio Summary'.

The screenshot shows the 'Portfolio Summary' page. At the top, there is a 'Log off' button. Below it is the Brooks Macdonald Asset Management logo. A navigation menu on the left includes: Portfolio (with sub-items: Portfolio summary, Account summary, Portfolio valuation), Statements, Downloads (with sub-items: Request Download, Review Downloads), Market Overview, Contact us, and Terms & conditions. The main content area is titled 'Portfolio Summary' and 'All accounts'. It displays 'Example Valuation London **SAMPLE**' with a 'Total value @ BM-AM £ 299,974.26'.

Brooks Macdonald Asset Management Ltd is authorised and regulated by the Financial Services Authority. Registered in England No 3417519. Company Registered Office: 111 Park Street, Mayfair, London W1K 7JL. T: 020 7499 6424 | F:020 7499 5718

By clicking on the name of your portfolio you will be taken to the account summary page.

Account Summary

Once you have logged in you will see a summary of the accounts within your portfolio.

The screenshot shows the 'Account Summary' page. It features the same navigation menu as the Portfolio Summary page. The main content area is titled 'Account Summary' and contains a table with the following data:

Account name	Account type	Account reference	Current portfolio total (GBP)
Example Valuation - Medium	PRIVATE ONSHORE	0001717	299,974.26
Example Valuation - Medium to High	PRIVATE ONSHORE	0001718	0.00
Example Valuation - Low to Medium	Prospect	0001720	0.00

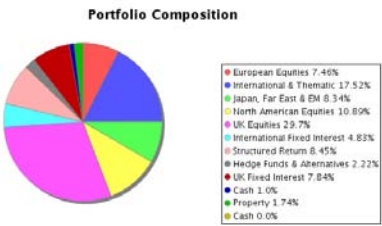
Brooks Macdonald Asset Management Ltd is authorised and regulated by the Financial Services Authority. Registered in England No 3417519. Company Registered Office: 111 Park Street, Mayfair, London W1K 7JL. T: 020 7499 6424 | F:020 7499 5718

Portfolio Valuation

From the account summary page select an account to view the overall composition of the account and a list of the individual holdings.

You can change the account you are viewing by selecting the account name from the drop down list.

Stock Name	Cost (£)	Number of Units	Unit Price	Current Value (£)	Yield (%)	Profit/Loss(%)
European Equities						
GARTMORE FUND MGRS EURP SEL OPS RET A NAV	5,000.00	930	€0.0004	0,319.54	1.3	66.4
ODEY ASSET MGT LLP OF ODEY CONTINENTAL EURO R	5,994.24	2,350	€5.9506	14,004.14	0.3	134.6
	10,994.24			29,383.68	0.7	103.6
International & Thematic						
MARTIN CURRIE GF GLOBAL RESOURCES INC	6,000.00	560	USD27.77	9,677.16	0.1	61.3
MONKS INV TRUST ORD GBP0.05	7,000.00	2,713	€3.525	9,563.32	0.9	36.6
SCOT MORT INV TST ORD GBP0.25	14,000.00	2,811.11	€7.39	20,774.10	1.7	48.4
VERITAS ASSET MGMT GLOBAL EQUITY INCOME A GBP	11,000.00	85	€147.68	12,552.80	4.3	14.1
	38,000.00			52,567.39	2.1	38.3
	10,994.24			22,383.68	0.7	103.6
Japan, Far East & EM						
FIRST STATE INV ASIA PACIFIC LEADERS B NAV	6,000.00	3,520	€3.6761	12,939.87	1.5	115.7
GLG PARTNERS INV JAPAN COREALPHA RETL ACC	10,000.00	14,705.88	€0.8212	12,076.47	0.7	20.8
	16,000.00			25,016.34	1.0	56.4
North American Equities						
MARTIN CURRIE UT NORTH AMERICAN B NAV	12,000.00	11,627.9	€1.797	20,895.34	0.3	74.1
UBS GBL ASSET MGT US EQUITY CLS A ACC NAV	8,000.00	14,360.1	€0.8203	11,779.59	0.0	47.2
	20,000.00			32,674.93	0.2	63.4
UK Equities						
ABERFORTH SMILR COS ORD GBP0.01	4,997.09	1,205	€6.68	8,049.40	3.2	61.1
ARTEMIS FD MGRS UK GROWTH ACC	8,062.32	3,796	€2.9361	11,145.44	0.7	38.2
AXA FRAMLINGTON UK SELECT OPPORTUNITIES INC	9,000.00	1,243.09	€12.525	15,569.70	0.7	73.0
INVESCO MGRS PERP HIGH INCOME INC NAV	8,000.11	3,213	€3.1052	9,977.01	4.3	24.7
THREADNEEDLE INV UK EQUITY INC INSTL NAV 2	8,000.00	15,479.88	€0.7056	10,922.60	4.4	36.5
WAVERTON INV FDS UK A GBP DIS	9,000.00	1,404.06	€11.03	15,486.78	1.3	72.1
XSTRATA PLC ORD USD0.50	11,000.00	1,240	€14.48	17,955.20	1.1	63.2
	58,058.52			89,106.13	2.1	53.5
International Fixed Interest						
LEGG MASON INV FDS GLOBAL MULTI STRATEGY BD FD	12,000.00	14,078	€1.03	14,500.34	6.7	20.8
	12,000.00			14,500.34	6.7	20.8
Structured Return						
THE STRUCTURED GROWTH FUND BARCAP 9.5% BARCAP 9.5%	8,000.00	791.2957	€13.48	10,666.67	0.0	33.3
	8,000.00	10,958.9	€1.339	14,673.97	0.0	83.4
	16,000.00			25,340.63	0.0	58.4
Hedge Funds & Alternatives						
BH MACRO ORD NPV GBP	6,000.00	393	€16.94	6,657.42	0.0	11.0
	6,000.00			6,657.42	0.0	11.0
UK Fixed Interest						
CAZENOVE INV FD MT UK CORP BD X INSTL ACC NAV	10,000.00	12,658.23	€0.9875	12,500.00	5.1	25.0
UK(GOVT OF) 4% STK 07/09/2016 GBP100	10,000.00	10,360.55	€1.0629	11,012.23	3.8	10.1
	20,000.00			23,512.23	4.4	17.6
Cash						
TRUSTEE DEPOSIT STERLING DEPOSIT	3,000.00	3,000	€1.00	3,000.00	0.0	0.0
	3,000.00			3,000.00	0.0	0.0
Property						
LEGAL & GENERAL UT L&G UK PROPERTY I INC	5,000.00	11,628	€0.4485	5,215.16	3.9	4.3
	5,000.00			5,215.16	3.9	4.3
Portfolio Subtotal	205,053.76			299,974.25	2.0	
Cash						
Example Valuation - Medium "SAMPLE" PON(GBP) - 0001717				0.00	0.3	
				0.00		
Total Value				299,974.25	2.0	



Group Maintenance

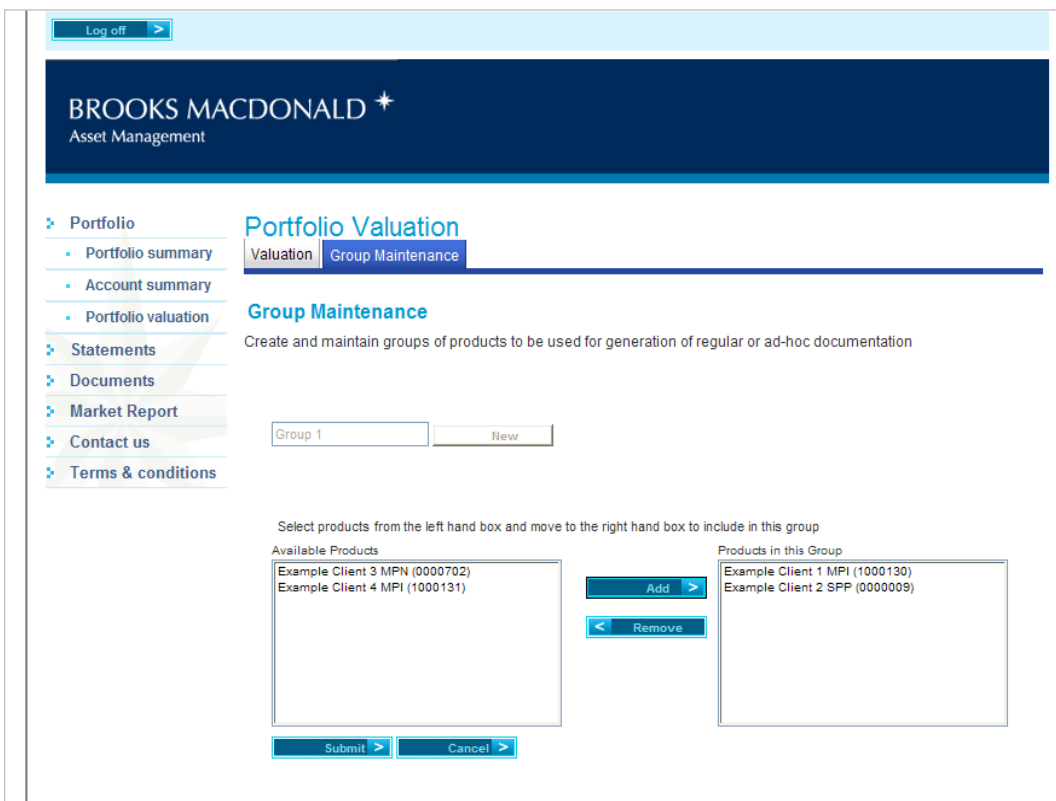
This screen allows you to group selected accounts and view them together in one valuation.

Click on 'Group Maintenance' enter a name for the group you would like to create and click on 'New'.



You will then see the following page where you can select which accounts you want to add to the group. You can add or remove accounts from a group at any point.

Once you have selected the accounts for your group click on 'Submit'.



When you return to the 'Portfolio Valuation' page, the newly created group will appear in the drop down list.

Log off >

BROOKS MACDONALD *
Asset Management

- Portfolio
 - Portfolio summary
 - Account summary
 - Portfolio valuation
- Statements
- Downloads
 - Request Download
 - Review Downloads
- Market Overview
- Contact us
- Terms & conditions

Portfolio Valuation

Valuation | Group Maintenance

All prices are as at previous close of business

Example Valuation - Medium *SAMPLE* PON (0001717) ▾

All

Example Valuation - Medium *SAMPLE* PON (0001717)

Example Valuation - Medium to High PON (0001718)

Example Valuation - Low to Medium PRS (0001720)

Children

Grandchildren

TEST

test1

grandchildren 2

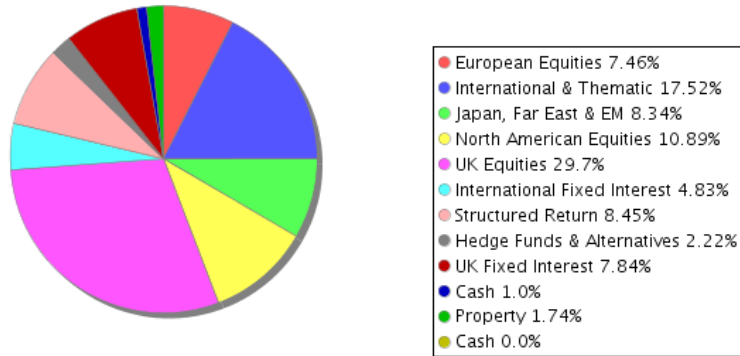
children1

Ravtest

Children1

um

Composition



Statements

Within this screen you are able to view and print statements of the transactions taken place on an account within a specified date range.

- 1 Select the account you wish to generate a statement on from the drop down list.
- 2 Select the type of statement you would like to see:
 - * Deposit (Fees, Transfers, Purchases, Sales)
 - * Income (Dividends, Interest, Cash Transfers)
 - * Fixed Term Deposit
 - * Combined (All of the above)
- 3 Enter the desired date range.
- 4 Click 'Go'.


You can also export the statements onto an excel spreadsheet by clicking 'Download'.

The screenshot displays the 'Statement Details' page in the Brooks Macdonald Asset Management system. At the top, there is a navigation bar with a 'Log off' button and the account name 'Example Valuation - Medium'. Below this is the company logo and name. The main content area features a sidebar menu on the left with options like 'Portfolio', 'Statements', and 'Downloads'. The central part of the page contains form fields for 'Account type' (set to 'Combined'), 'Currency' (set to 'GBP'), and 'Start date' (set to '28/02/2011'). A 'Go' button is next to the date field. Below the form is a 'Download' button. A table shows a single transaction entry for 'BALANCE B/F' on '28-Feb-2011' with a balance of 0.00. The table has columns for Date, Description, Ccy, Credit, Debit, and Balance.

Date	Description	Ccy	Credit	Debit	Balance
28-Feb-2011	* BALANCE B/F *	GBP	0.00	0.00	0.00

You can request a download of sets of data for the period of your choice or for regular production, daily, weekly, monthly. Simply choose the type of data, period to cover and when the data should be created. A file will be available for you to collect on the morning following the production date.

Log off >

BROOKS MACDONALD 
Asset Management

- Portfolio
 - Portfolio summary
 - Account summary
 - Portfolio valuation
- Statements
- Downloads
 - Request Download**
 - Review Downloads
- Market Overview
- Contact us
- Terms & conditions

Request Download

Download request enables you to request sets of data for the period of your choice or for regular production, daily, weekly, monthly. Simply choose the type of data, period to cover and when the data should be created. A file will be available for you to collect on the morning following the production date.


Type

When

Create >

Brooks Macdonald Asset Management Ltd is authorised and regulated by the Financial Services Authority.
 Registered in England No 3417519. Company Registered Office: 111 Park Street, Mayfair, London W1K 7JL
 T: 020 7499 6424 | F:020 7499 5718

Log off >

BROOKS MACDONALD 
Asset Management

- Portfolio
 - Portfolio summary
 - Account summary
 - Portfolio valuation
- Statements
- Downloads
 - Request Download
 - Review Downloads**
- Market Overview
- Contact us
- Terms & conditions

Review Downloads

This table shows all the current and scheduled download requests, their purpose, frequency and availability. When a request reaches its due date and the file has been generated its Status will change to Available. It will remain available for download for a period of thirty days and then be automatically deleted from the list. Multiple downloads generated under a particular regular request, such as daily, will be grouped under that entry with the most recent file available on display, to access previous files click on the +. If a regular download request is no longer required click on cancel, any associated files will remain available but will be displayed as ad-hoc requests.

Create new request:

Date	Client Group	Type	Frequency	Day	Period	Status	
+30-Mar-2011	All Clients	Generic Valuation	Daily			Available	<input type="button" value="Cancel >"/>
+30-Mar-2011	All Clients	Generic Acquisitions and Disposals	Weekly	Wednesday	Last 12 Months	Available	<input type="button" value="Cancel >"/>
+30-Mar-2011	All Clients	Generic Valuation	Monthly	30		Available	<input type="button" value="Cancel >"/>
+25-Mar-2011	All Clients	Generic Valuation	Weekly	Friday		Available	<input type="button" value="Cancel >"/>

Brooks Macdonald Asset Management Ltd is authorised and regulated by the Financial Services Authority.
 Registered in England No 3417519. Company Registered Office: 111 Park Street, Mayfair, London W1K 7JL
 T: 020 7499 6424 | F:020 7499 5718

Market Overview

The current month's Brooks Macdonald market report appears here with a short biography of the author.



- Portfolio
 - Portfolio summary
 - Account summary
 - Portfolio valuation
- Statements
- Market Overview
- Contact us
- Terms & conditions

Market Overview

Overview for February 2011



Charles Williams, Investment Management Director

Charles joined Brooks Macdonald as a fund manager in 2007, from Ashcourt Asset Management, where he worked for five years.

Charles has 11 years experience in the financial sector, managing client portfolios, pension funds and charities. He also has experience in establishing AIM portfolios, designed to reduce the impact of inheritance tax.

